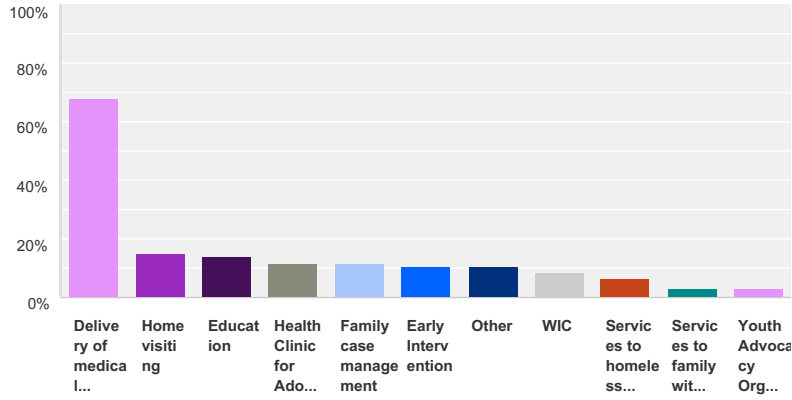


Q1 Primary Organization Type (Check all that apply):

Answered: 106 Skipped: 0

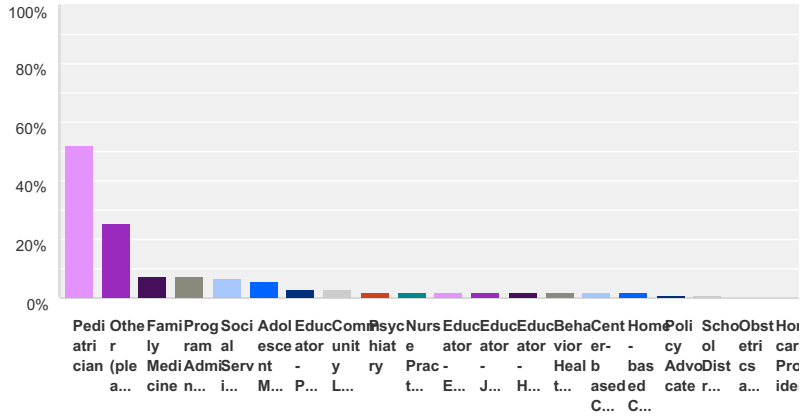


Answer Choices	Responses	Count
Delivery of medical services	67.92%	72
Home visiting	15.09%	16
Education	14.15%	15
Health Clinic for Adolescents	11.32%	12
Family case management	11.32%	12
Early Intervention	10.38%	11
Other	10.38%	11
WIC	8.49%	9
Services to homeless families	6.60%	7
Services to family with court engagement	2.83%	3
Youth Advocacy Organization	2.83%	3
Total Respondents: 106		

TEAM

Q2 Your Profession (Check all that apply):

Answered: 106 Skipped: 0

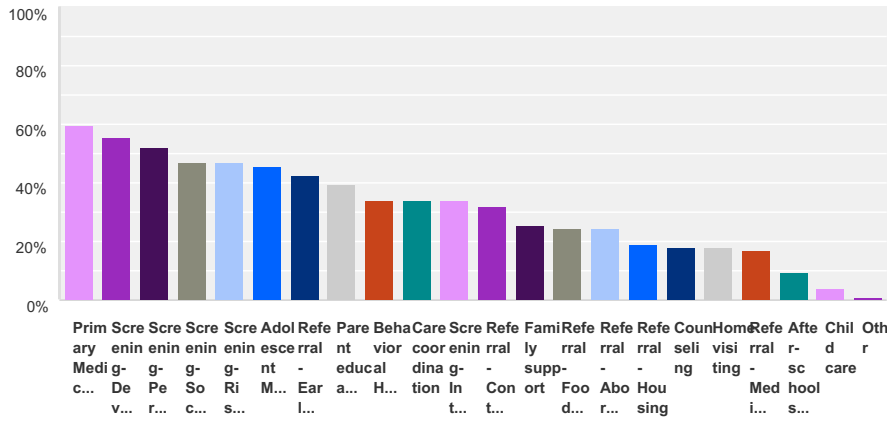


Answer Choices	Responses
Pediatrician	51.89% 55
Other (please specify)	25.47% 27
Family Medicine	7.55% 8
Program Administrator/ Supervisor	7.55% 8
Social Service Provider	6.60% 7
Adolescent Medicine	5.66% 6
Educator- PreSchool	2.83% 3
Community Leader/Representative	2.83% 3
Psychiatry	1.89% 2
Nurse Practitioner	1.89% 2
Educator- Elementary	1.89% 2
Educator- Jr. High/ Middle School	1.89% 2
Educator- High School	1.89% 2
Behavior Health Specialist	1.89% 2
Center-based Childcare Provider	1.89% 2
Home-based Childcare Provider	1.89% 2
Policy Advocate	0.94% 1
School District Administrative/ Representative	0.94% 1
Obstetrics and Gynecology	0.00% 0
Homecare Provider	0.00% 0
Total Respondents: 106	

TEAM

Q3 Services Provided (Check all that apply):

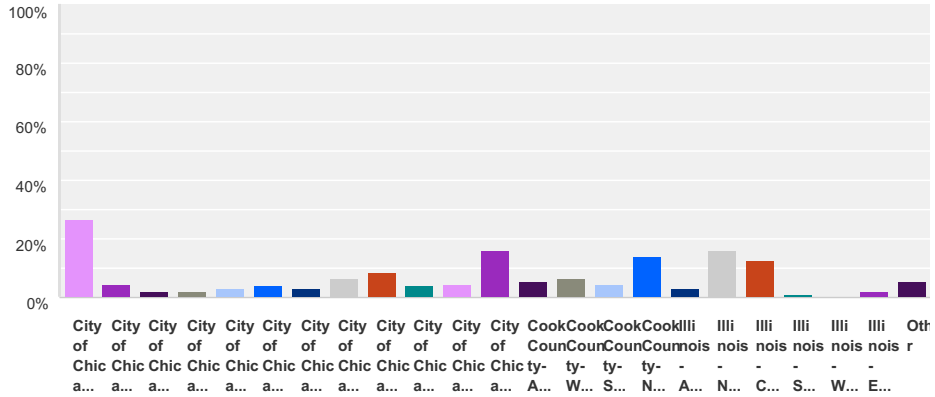
Answered: 106 Skipped: 0



Answer Choices	Responses
Primary Medical care	59.43% 63
Screening-Developmental	55.66% 59
Screening-Perinatal Maternal Depression	51.89% 55
Screening-Social-emotional	47.17% 50
Screening-Risk factors	47.17% 50
Adolescent Medicine	45.28% 48
Referral-Early Intervention	42.45% 45
Parent education	39.62% 42
Behavioral Health	33.96% 36
Care coordination	33.96% 36
Screening-Intimate partner violence	33.96% 36
Referral-Contraceptives	32.08% 34
Family support	25.47% 27
Referral-Food pantries	24.53% 26
Referral-Abortion services	24.53% 26
Referral-Housing	18.87% 20
Counseling	17.92% 19
Home visiting	17.92% 19
Referral-Medical home	16.98% 18
After-school services	9.43% 10
Child care	3.77% 4
Other	0.94% 1
Total Respondents: 106	

**Q4 Geographic region for service provision
(Check all that apply):**

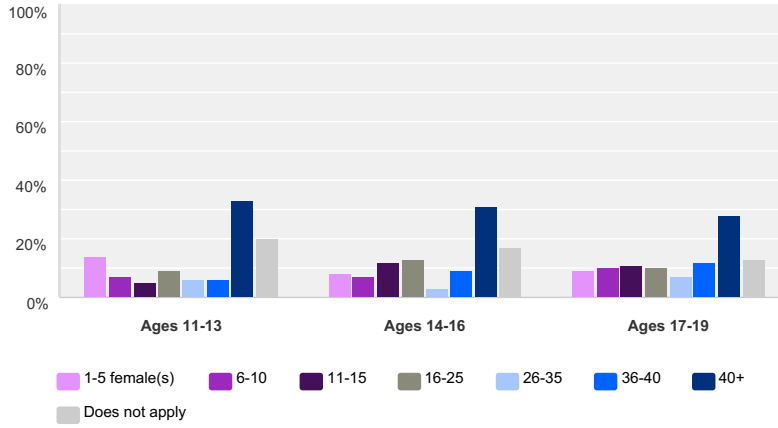
Answered: 106 Skipped: 0



Answer Choices	Responses	
City of Chicago- All regions	26.42%	28
City of Chicago- Far North Side	4.72%	5
City of Chicago- Far Southeast Side	1.89%	2
City of Chicago- Far Southwest Side	1.89%	2
City of Chicago- Loop	2.83%	3
City of Chicago- Near North Side	3.77%	4
City of Chicago- Near South Side	2.83%	3
City of Chicago- North Side	6.60%	7
City of Chicago- South Side	8.49%	9
City of Chicago- Southeast Side	3.77%	4
City of Chicago- Southwest Side	4.72%	5
City of Chicago- West Side	16.04%	17
Cook County- All Regions	5.66%	6
Cook County- West Suburban	6.60%	7
Cook County- South Suburban	4.72%	5
Cook County- North Suburban	14.15%	15
Illinois- All Regions	2.83%	3
Illinois- Northern	16.04%	17
Illinois- Central	12.26%	13
Illinois- Southern	0.94%	1
Illinois- Western	0.00%	0
Illinois- Eastern	1.89%	2
Other	5.66%	6
Total Respondents: 106		

Q5 In the past year, how many adolescent females were part of your caseload? For the purpose of this survey, adolescent is defined as 11 to 19 years of age.

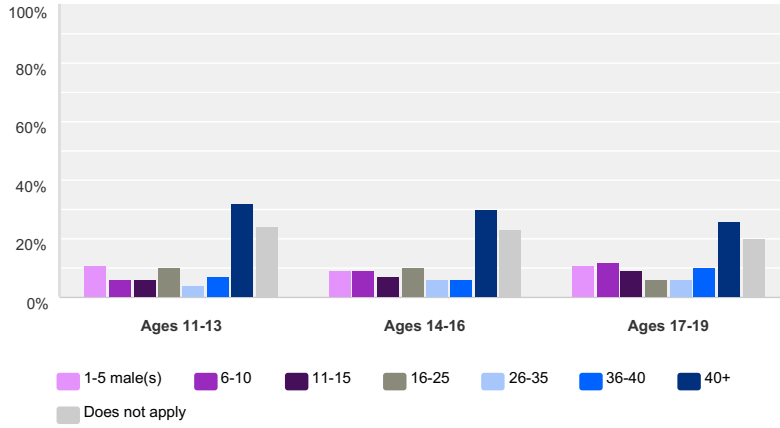
Answered: 100 Skipped: 6



	1-5 female(s)	6-10	11-15	16-25	26-35	36-40	40+	Does not apply	Total	Weighted Average
Ages 11-13	14.00% 14	7.00% 7	5.00% 5	9.00% 9	6.00% 6	6.00% 6	33.00% 33	20.00% 20	100	5.36
Ages 14-16	8.00% 8	7.00% 7	12.00% 12	13.00% 13	3.00% 3	9.00% 9	31.00% 31	17.00% 17	100	5.32
Ages 17-19	9.00% 9	10.00% 10	11.00% 11	10.00% 10	7.00% 7	12.00% 12	28.00% 28	13.00% 13	100	5.09

Q6 In the past year, how many adolescent males were part of your caseload? For the purpose of this survey, adolescent is defined as 11 to 19 years of age.

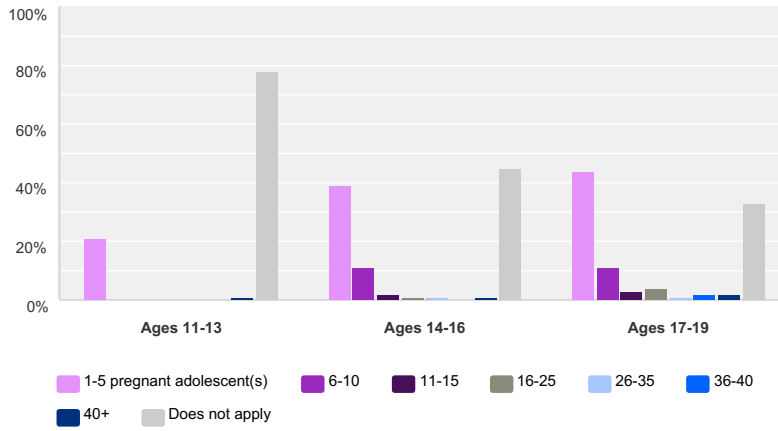
Answered: 100 Skipped: 6



	1-5 male(s)	6-10	11-15	16-25	26-35	36-40	40+	Does not apply	Total	Weighted Average
Ages 11-13	11.00% 11	6.00% 6	6.00% 6	10.00% 10	4.00% 4	7.00% 7	32.00% 32	24.00% 24	100	5.59
Ages 14-16	9.00% 9	9.00% 9	7.00% 7	10.00% 10	6.00% 6	6.00% 6	30.00% 30	23.00% 23	100	5.48
Ages 17-19	11.00% 11	12.00% 12	9.00% 9	6.00% 6	6.00% 6	10.00% 10	26.00% 26	20.00% 20	100	5.18

Q7 In the past year, how many pregnant adolescent females were part of your caseload?

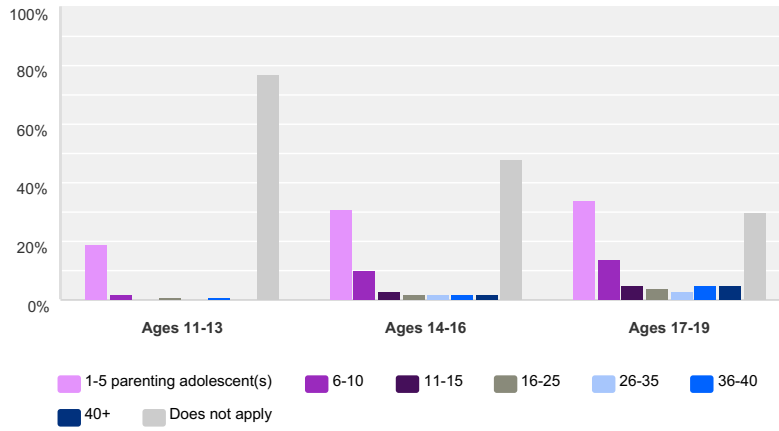
Answered: 100 Skipped: 6



	1-5 pregnant adolescent(s)	6-10	11-15	16-25	26-35	36-40	40+	Does not apply	Total	Weighted Average
Ages 11-13	21.00% 21	0.00% 0	0.00% 0	0.00% 0	0.00% 0	0.00% 0	1.00% 1	78.00% 78	100	6.52
Ages 14-16	39.00% 39	11.00% 11	2.00% 2	1.00% 1	1.00% 1	0.00% 0	1.00% 1	45.00% 45	100	4.43
Ages 17-19	44.00% 44	11.00% 11	3.00% 3	4.00% 4	1.00% 1	2.00% 2	2.00% 2	33.00% 33	100	3.86

Q8 In the past year, how many parenting adolescents were part of your caseload?

Answered: 100 Skipped: 6

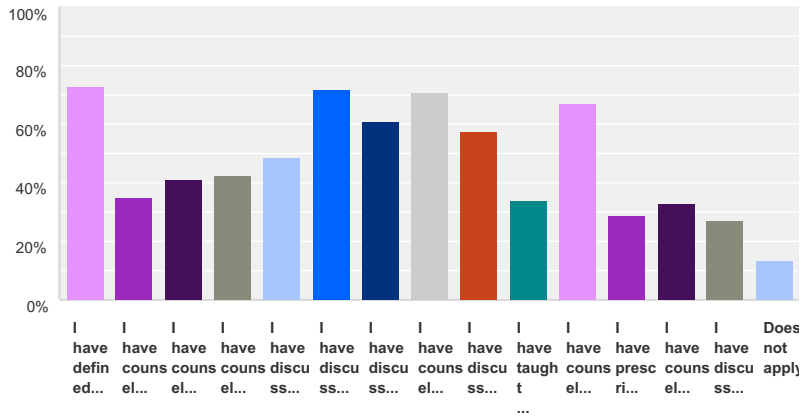


	1-5 parenting adolescent(s)	6-10	11-15	16-25	26-35	36-40	40+	Does not apply	Total	Weighted Average
Ages 11-13	19.00% 19	2.00% 2	0.00% 0	1.00% 1	0.00% 0	1.00% 1	0.00% 0	77.00% 77	100	6.49
Ages 14-16	31.00% 31	10.00% 10	3.00% 3	2.00% 2	2.00% 2	2.00% 2	2.00% 2	48.00% 48	100	4.88
Ages 17-19	34.00% 34	14.00% 14	5.00% 5	4.00% 4	3.00% 3	5.00% 5	5.00% 5	30.00% 30	100	4.13

TEAM

Q9 Select all that apply regarding your experience with adolescent sexual health within your current organization:

Answered: 97 Skipped: 9

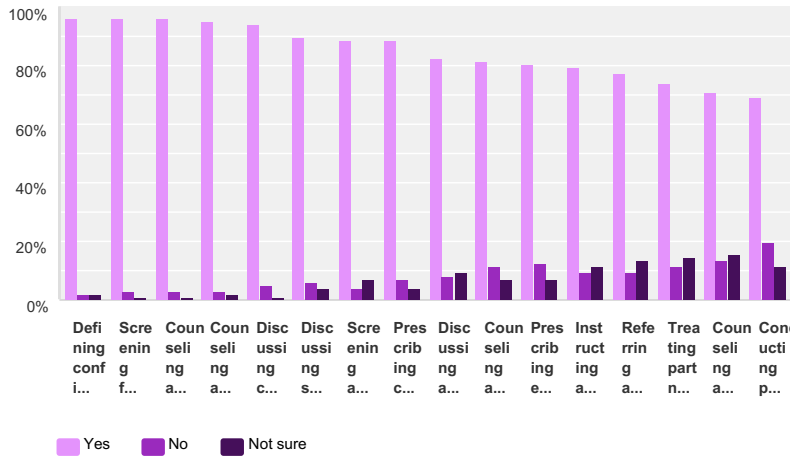


Answer Choices	Responses
I have defined confidentiality within the doctor-patient or provider-patient relationship	73.20% 71
I have counseled an adolescent who has been physically abused	35.05% 34
I have counseled an adolescent who has been sexually abused	41.24% 40
I have counseled an adolescent who has been emotionally abused	42.27% 41
I have discussed intimate partner violence and dating violence with an adolescent	48.45% 47
I have discussed healthy relationships with an adolescent	72.16% 70
I have discussed number and gender of sexual partners with an adolescent	60.82% 59
I have counseled an adolescent about STI and HIV risk and prevention	71.13% 69
I have discussed abstinence as a method of birth control	57.73% 56
I have taught an adolescent how to correctly use condoms	34.02% 33
I have counseled an adolescent about contraceptive options	67.01% 65
I have prescribed emergency contraception for an adolescent	28.87% 28
I have counseled an adolescent about pregnancy termination options	32.99% 32
I have discussed reproductive and sexual coercion with an adolescent (Reproductive coercion are threats or acts of violence against a partner's reproductive health or reproductive decision-making and is a collection of behaviors intended to pressure or coerce a partner into becoming a parent or ending a pregnancy)	26.80% 26
Does not apply	13.40% 13
Total Respondents: 97	

TEAM

Q10 Do you believe that the following items fall under the scope of pediatric practice (Respond Yes, No, Not sure):

Answered: 97 Skipped: 9

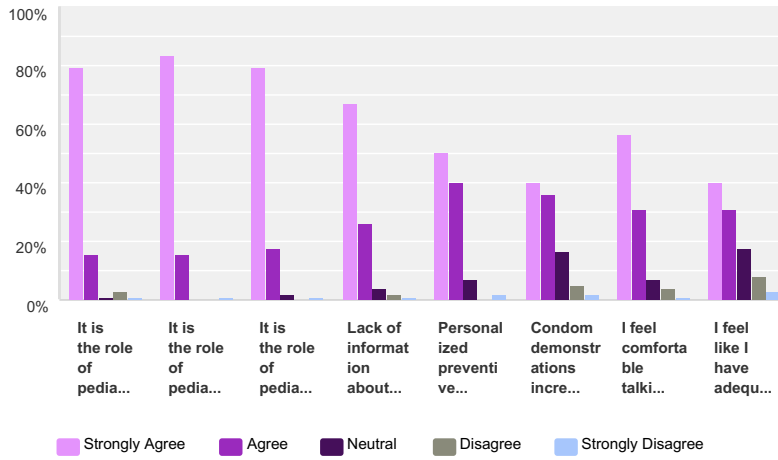


	Yes	No	Not sure	Total	Weighted Average
Defining confidentiality within the doctor/patient or provider-patient relationship with adolescents	95.88% 93	2.06% 2	2.06% 2	97	1.06
Screening for mental health issues such as depression	95.88% 93	3.09% 3	1.03% 1	97	1.05
Counseling adolescents about STIs and HIV risk and prevention	95.88% 93	3.09% 3	1.03% 1	97	1.05
Counseling adolescents about pregnancy prevention	94.85% 92	3.09% 3	2.06% 2	97	1.07
Discussing contraceptive methods with adolescents	93.81% 91	5.15% 5	1.03% 1	97	1.07
Discussing sexual relationships with adolescents including number and gender of sexual partners	89.69% 87	6.19% 6	4.12% 4	97	1.14
Screening and treatment of STIs and HIV	88.66% 86	4.12% 4	7.22% 7	97	1.19
Prescribing contraceptives for sexually active adolescents	88.66% 86	7.22% 7	4.12% 4	97	1.15
Discussing abstinence as a method of birth control	82.47% 80	8.25% 8	9.28% 9	97	1.27
Counseling an adolescent who has been abused physically, emotionally, and/or sexually	81.44% 79	11.34% 11	7.22% 7	97	1.26
Prescribing emergency contraception for adolescents	80.41% 78	12.37% 12	7.22% 7	97	1.27
Instructing adolescents about how to correctly use condoms	79.38% 77	9.28% 9	11.34% 11	97	1.32
Referring adolescents to facilities that provide pregnancy termination services	77.32% 75	9.28% 9	13.40% 13	97	1.36
Treating partners for STIs through expedited partner therapy	74.23% 72	11.34% 11	14.43% 14	97	1.40
Counseling adolescents about pregnancy termination options	71.13% 69	13.40% 13	15.46% 15	97	1.44
Conducting pelvic exams and sample collection for female adolescents	69.07% 67	19.59% 19	11.34% 11	97	1.42

TEAM

Q11 How strongly do you agree or disagree with the following statements? (Select ONE response for each item):

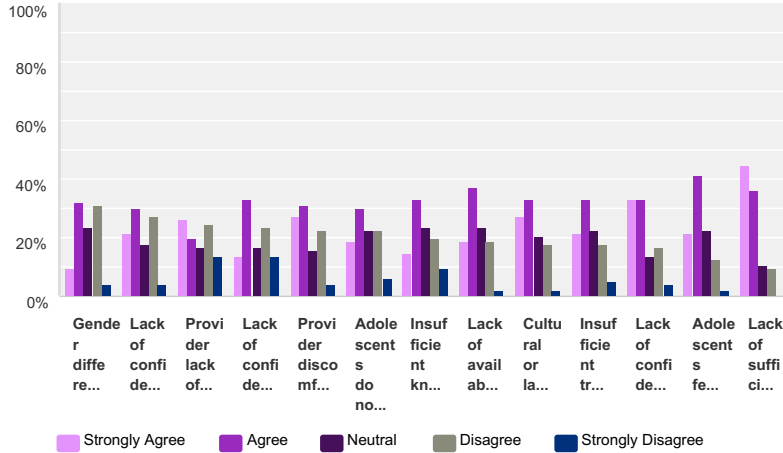
Answered: 97 Skipped: 9



	Strongly Agree	Agree	Neutral	Disagree	Strongly Disagree	Total	Weighted Average
It is the role of pediatricians to discuss sexual and risk behaviors with their adolescent patients	79.38% 77	15.46% 15	1.03% 1	3.09% 3	1.03% 1	97	1.31
It is the role of pediatricians to discuss STI and HIV prevention with their adolescent patients	83.51% 81	15.46% 15	0.00% 0	0.00% 0	1.03% 1	97	1.20
It is the role of pediatricians to discuss pregnancy prevention options with their adolescent patients	79.38% 77	17.53% 17	2.06% 2	0.00% 0	1.03% 1	97	1.26
Lack of information about sexual health and pregnancy prevention options contributes to high risk sexual behavior among adolescents	67.01% 65	25.77% 25	4.12% 4	2.06% 2	1.03% 1	97	1.44
Personalized preventive counseling is effective in reducing high risk behaviors among adolescents	50.52% 49	40.21% 39	7.22% 7	0.00% 0	2.06% 2	97	1.63
Condom demonstrations increase the likelihood of appropriate use among sexually active adolescents	40.21% 39	36.08% 35	16.49% 16	5.15% 5	2.06% 2	97	1.93
I feel comfortable talking to adolescents about their sexual and reproductive health	56.70% 55	30.93% 30	7.22% 7	4.12% 4	1.03% 1	97	1.62
I feel like I have adequate training and resources to counsel an adolescent on their sexual health	40.21% 39	30.93% 30	17.53% 17	8.25% 8	3.09% 3	97	2.03

Q12 How strongly do you agree or disagree that the following are barriers to counseling adolescent patients about sexual/reproductive health within your current organization? (Select ONE response for each item):

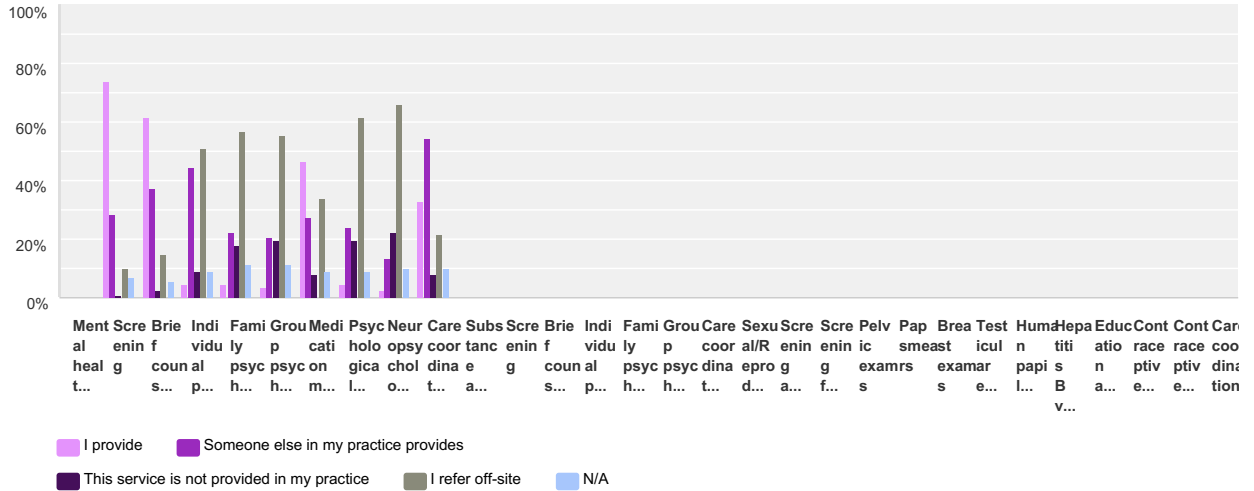
Answered: 97 Skipped: 9



	Strongly Agree	Agree	Neutral	Disagree	Strongly Disagree	Total	Weighted Average
Gender differences between the provider and adolescent	9.28% 9	31.96% 31	23.71% 23	30.93% 30	4.12% 4	97	2.89
Lack of confidence in ability to counsel adolescents in contraceptive use	21.65% 21	29.90% 29	17.53% 17	26.80% 26	4.12% 4	97	2.62
Provider lack of interest in adolescent health issues	25.77% 25	19.59% 19	16.49% 16	24.74% 24	13.40% 13	97	2.80
Lack of confidence in ability to counsel patients in STI and HIV prevention	13.40% 13	32.99% 32	16.49% 16	23.71% 23	13.40% 13	97	2.91
Provider discomfort in discussing sexual issues	26.80% 26	30.93% 30	15.46% 15	22.68% 22	4.12% 4	97	2.46
Adolescents do not feel comfortable giving accurate responses to questions about sexual health	18.56% 18	29.90% 29	22.68% 22	22.68% 22	6.19% 6	97	2.68
Insufficient knowledge regarding sexual health	14.43% 14	32.99% 32	23.71% 23	19.59% 19	9.28% 9	97	2.76
Lack of available medical care and support services for pregnant adolescents in my community	18.56% 18	37.11% 36	23.71% 23	18.56% 18	2.06% 2	97	2.48
Cultural or language difference between the provider and adolescent	26.80% 26	32.99% 32	20.62% 20	17.53% 17	2.06% 2	97	2.35
Insufficient training in how to talk to adolescents about sexual health	21.65% 21	32.99% 32	22.68% 22	17.53% 17	5.15% 5	97	2.52
Lack of confidence in ability to treat or manage patients who are HIV-positive	32.99% 32	32.99% 32	13.40% 13	16.49% 16	4.12% 4	97	2.26
Adolescents fear of confidentiality	21.65% 21	41.24% 40	22.68% 22	12.37% 12	2.06% 2	97	2.32
Lack of sufficient time to conduct personalized sexual health counseling with every adolescent	44.33% 43	36.08% 35	10.31% 10	9.28% 9	0.00% 0	97	1.85

Q13 Which of the following mental health services are provided on site by you, provided on site by others in your practice (physician, nurse, social worker, psychologist, therapist), not provided, or referred off-site? For each service select all that apply.

Answered: 88 Skipped: 18



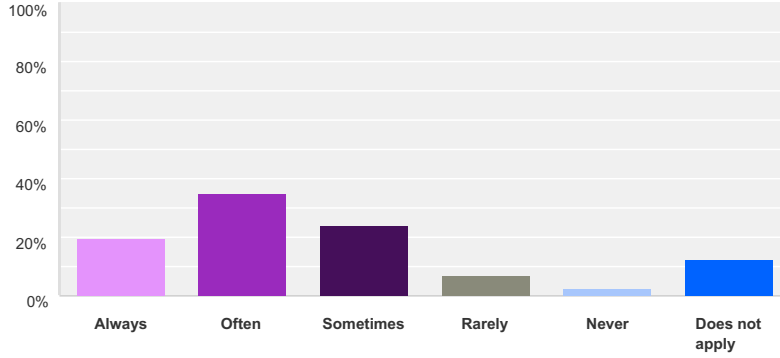
	I provide	Someone else in my practice provides	This service is not provided in my practice	I refer off-site	N/A	Total Respondents
Mental health services	0.00% 0	0.00% 0	0.00% 0	0.00% 0	0.00% 0	0
Screening	73.86% 65	28.41% 25	1.14% 1	10.23% 9	6.82% 6	88
Brief counseling	61.36% 54	37.50% 33	2.27% 2	14.77% 13	5.68% 5	88
Individual psychotherapy	4.55% 4	44.32% 39	9.09% 8	51.14% 45	9.09% 8	88
Family psychotherapy	4.55% 4	22.73% 20	18.18% 16	56.82% 50	11.36% 10	88
Group psychotherapy	3.41% 3	20.45% 18	19.32% 17	55.68% 49	11.36% 10	88
Medication management	46.59% 41	27.27% 24	7.95% 7	34.09% 30	9.09% 8	88
Psychological testing	4.55% 4	23.86% 21	19.32% 17	61.36% 54	9.09% 8	88
Neuropsychological testing	2.27% 2	13.64% 12	22.73% 20	65.91% 58	10.23% 9	88
Care coordination services	32.95% 29	54.55% 48	7.95% 7	21.59% 19	10.23% 9	88
Substance abuse services	0.00% 0	0.00% 0	0.00% 0	0.00% 0	0.00% 0	0
Screening	0.00% 0	0.00% 0	0.00% 0	0.00% 0	0.00% 0	0
Brief counseling	0.00% 0	0.00% 0	0.00% 0	0.00% 0	0.00% 0	0
Individual psychotherapy	0.00% 0	0.00% 0	0.00% 0	0.00% 0	0.00% 0	0
Family psychotherapy	0.00% 0	0.00% 0	0.00% 0	0.00% 0	0.00% 0	0

TEAM

Group psychotherapy	0.00% 0	0.00% 0	0.00% 0	0.00% 0	0.00% 0	0.00% 0	0
Care coordination services	0.00% 0	0.00% 0	0.00% 0	0.00% 0	0.00% 0	0.00% 0	0
Sexual/Reproductive services	0.00% 0	0.00% 0	0.00% 0	0.00% 0	0.00% 0	0.00% 0	0
Screening and counseling for STIs	0.00% 0	0.00% 0	0.00% 0	0.00% 0	0.00% 0	0.00% 0	0
Screening for HIV	0.00% 0	0.00% 0	0.00% 0	0.00% 0	0.00% 0	0.00% 0	0
Pelvic exams	0.00% 0	0.00% 0	0.00% 0	0.00% 0	0.00% 0	0.00% 0	0
Pap smears	0.00% 0	0.00% 0	0.00% 0	0.00% 0	0.00% 0	0.00% 0	0
Breast exams	0.00% 0	0.00% 0	0.00% 0	0.00% 0	0.00% 0	0.00% 0	0
Testicular exams	0.00% 0	0.00% 0	0.00% 0	0.00% 0	0.00% 0	0.00% 0	0
Human papillomavirus (HPV) vaccine	0.00% 0	0.00% 0	0.00% 0	0.00% 0	0.00% 0	0.00% 0	0
Hepatitis B vaccine	0.00% 0	0.00% 0	0.00% 0	0.00% 0	0.00% 0	0.00% 0	0
Education and counseling related to sexual decision-making	0.00% 0	0.00% 0	0.00% 0	0.00% 0	0.00% 0	0.00% 0	0
Contraceptive counseling	0.00% 0	0.00% 0	0.00% 0	0.00% 0	0.00% 0	0.00% 0	0
Contraceptive prescriptions	0.00% 0	0.00% 0	0.00% 0	0.00% 0	0.00% 0	0.00% 0	0
Care coordination	0.00% 0	0.00% 0	0.00% 0	0.00% 0	0.00% 0	0.00% 0	0

Q14 For adolescent patients referred off site for any of the services listed in Q:13, do you follow-up with the patient and or patient's family to find out if the services are received?

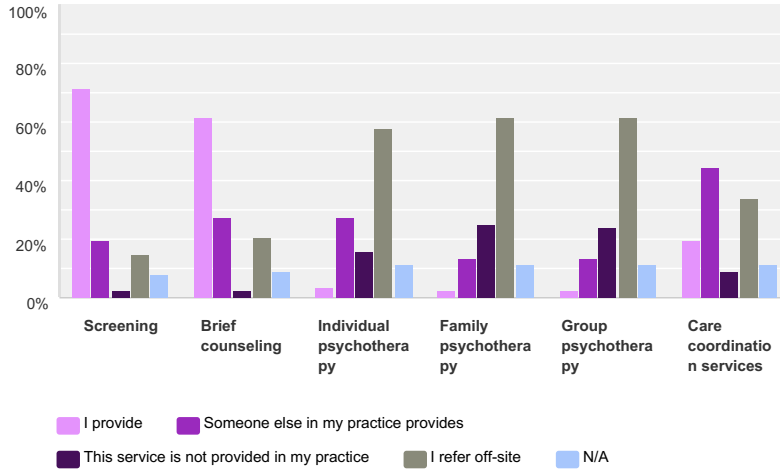
Answered: 88 Skipped: 18



Answer Choices	Responses	
Always	19.32%	17
Often	35.23%	31
Sometimes	23.86%	21
Rarely	6.82%	6
Never	2.27%	2
Does not apply	12.50%	11
Total		88

Q15 Which of the following substance abuse health services are provided on site by you, provided on site by others in your practice (physician, nurse, social worker, psychologist, therapist), not provided, or referred off-site? For each service select all that apply.

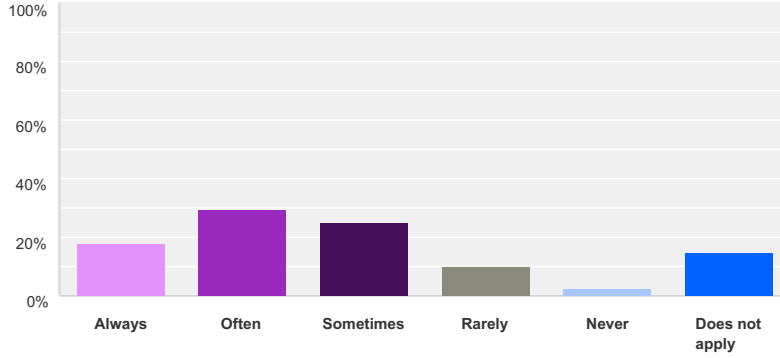
Answered: 88 Skipped: 18



	I provide	Someone else in my practice provides	This service is not provided in my practice	I refer off-site	N/A	Total Respondents
Screening	71.59% 63	19.32% 17	2.27% 2	14.77% 13	7.95% 7	88
Brief counseling	61.36% 54	27.27% 24	2.27% 2	20.45% 18	9.09% 8	88
Individual psychotherapy	3.41% 3	27.27% 24	15.91% 14	57.95% 51	11.36% 10	88
Family psychotherapy	2.27% 2	13.64% 12	25.00% 22	61.36% 54	11.36% 10	88
Group psychotherapy	2.27% 2	13.64% 12	23.86% 21	61.36% 54	11.36% 10	88
Care coordination services	19.32% 17	44.32% 39	9.09% 8	34.09% 30	11.36% 10	88

Q16 For adolescent patients referred off site for any of the services listed in Q:15, do you follow-up with the patient and or patient's family to find out if the services are received?

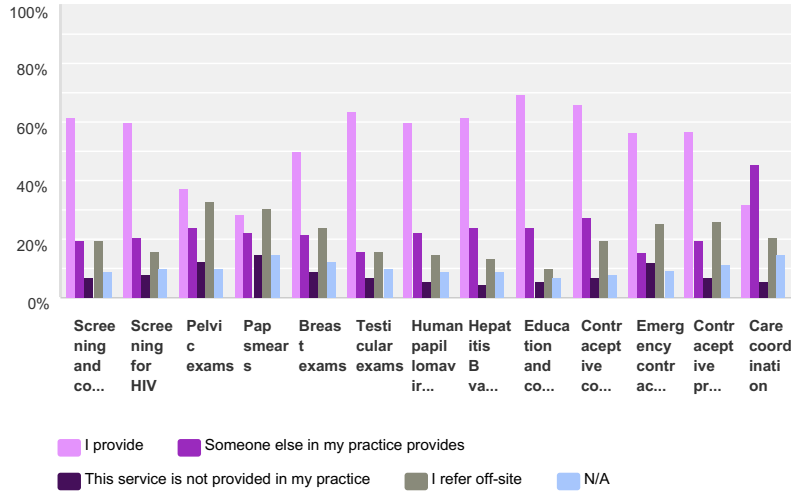
Answered: 88 Skipped: 18



Answer Choices	Responses	
Always	18.18%	16
Often	29.55%	26
Sometimes	25.00%	22
Rarely	10.23%	9
Never	2.27%	2
Does not apply	14.77%	13
Total		88

Q17 Which of the following sexual/reproductive health services are provided on site by you, provided on site by others in your practice (physician, nurse, social worker, psychologist, therapist), not provided, or referred off-site? For each service select all that apply.

Answered: 88 Skipped: 18

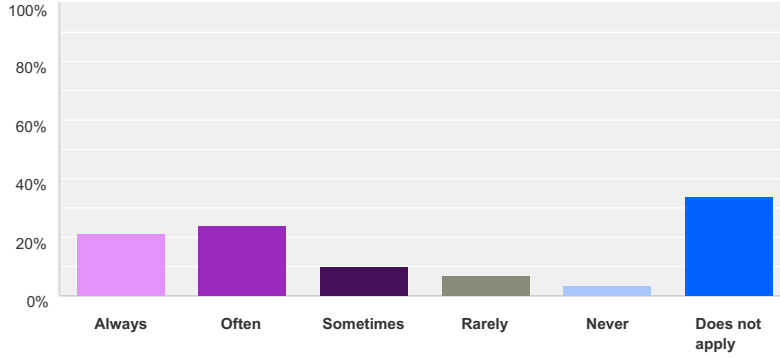


	I provide	Someone else in my practice provides	This service is not provided in my practice	I refer off-site	N/A	Total Respondents
Screening and counseling for STIs	61.36% 54	19.32% 17	6.82% 6	19.32% 17	9.09% 8	88
Screening for HIV	60.23% 53	20.45% 18	7.95% 7	15.91% 14	10.23% 9	88
Pelvic exams	37.50% 33	23.86% 21	12.50% 11	32.95% 29	10.23% 9	88
Pap smears	28.41% 25	22.73% 20	14.77% 13	30.68% 27	14.77% 13	88
Breast exams	50.00% 44	21.59% 19	9.09% 8	23.86% 21	12.50% 11	88
Testicular exams	63.64% 56	15.91% 14	6.82% 6	15.91% 14	10.23% 9	88
Human papillomavirus (HPV) vaccine	60.23% 53	22.73% 20	5.68% 5	14.77% 13	9.09% 8	88
Hepatitis B vaccine	61.36% 54	23.86% 21	4.55% 4	13.64% 12	9.09% 8	88
Education and counseling related to sexual decision-making	69.32% 61	23.86% 21	5.68% 5	10.23% 9	6.82% 6	88
Contraceptive counseling	65.91% 58	27.27% 24	6.82% 6	19.32% 17	7.95% 7	88
Emergency contraception	56.63% 47	15.66% 13	12.05% 10	25.30% 21	9.64% 8	83
Contraceptive prescriptions	56.82% 50	19.32% 17	6.82% 6	26.14% 23	11.36% 10	88
Care coordination	31.82% 28	45.45% 40	5.68% 5	20.45% 18	14.77% 13	88

TEAM

Q18 For adolescent patients referred off site for any of the services listed in Q:17, do you follow-up with the patient and or patient's family to find out if the services are received?

Answered: 88 Skipped: 18

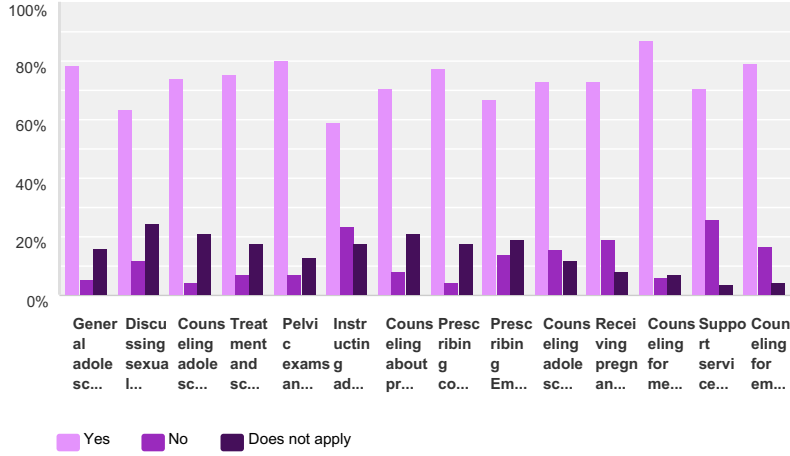


Answer Choices	Responses	
Always	21.59%	19
Often	23.86%	21
Sometimes	10.23%	9
Rarely	6.82%	6
Never	3.41%	3
Does not apply	34.09%	30
Total		88

TEAM

Q19 I know the resources in my community I can refer an adolescent client for... (please respond Yes, No, or Does Not Apply)

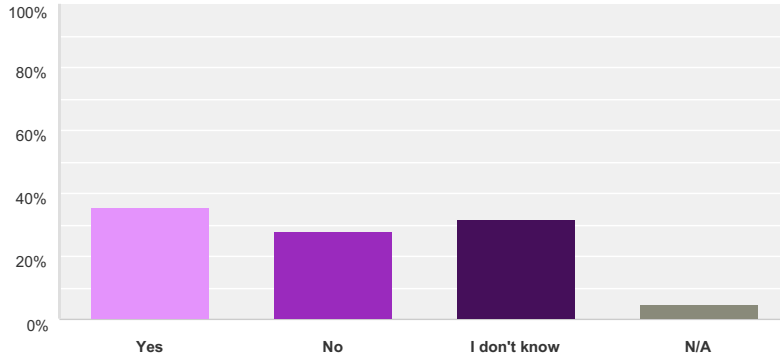
Answered: 88 Skipped: 18



	Yes	No	Does not apply	Total	Weighted Average
General adolescent health care	78.41% 69	5.68% 5	15.91% 14	88	1.38
Discussing sexual relationships with adolescents including number and gender of sexual partners	63.53% 54	11.76% 10	24.71% 21	85	1.61
Counseling adolescents on methods of birth control	74.12% 63	4.71% 4	21.18% 18	85	1.47
Treatment and screening for STIs and HIV	75.29% 64	7.06% 6	17.65% 15	85	1.42
Pelvic exams and sample collection for female adolescents	80.00% 68	7.06% 6	12.94% 11	85	1.33
Instructing adolescents about how to correctly use condoms	58.82% 50	23.53% 20	17.65% 15	85	1.59
Counseling about pregnancy prevention	70.59% 60	8.24% 7	21.18% 18	85	1.51
Prescribing contraceptives for sexually active adolescents	77.65% 66	4.71% 4	17.65% 15	85	1.40
Prescribing Emergency Contraception for adolescents	67.06% 57	14.12% 12	18.82% 16	85	1.52
Counseling adolescents about pregnancy termination options	72.94% 62	15.29% 13	11.76% 10	85	1.39
Receiving pregnancy termination services	72.94% 62	18.82% 16	8.24% 7	85	1.35
Counseling for mental health services	87.06% 74	5.88% 5	7.06% 6	85	1.20
Support services for intimate partner violence	70.59% 60	25.88% 22	3.53% 3	85	1.33
Counseling for emotional, physical, or sexual abuse	78.82% 67	16.47% 14	4.71% 4	85	1.26

Q20 Do you currently have the opportunity to receive training about providing adolescent sexual/reproductive health services?

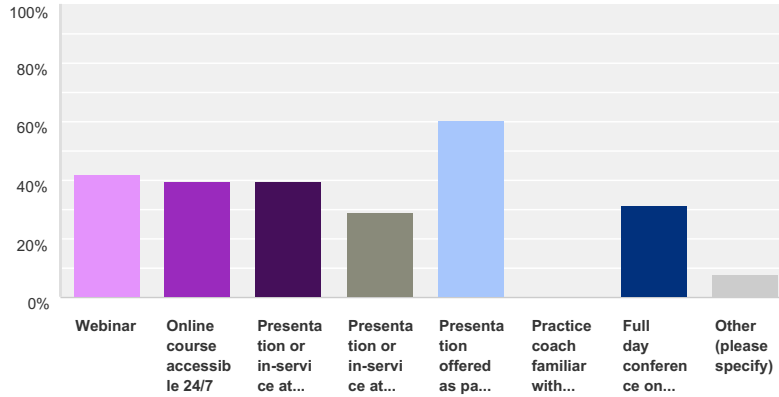
Answered: 82 Skipped: 24



Answer Choices	Responses	
Yes	35.37%	29
No	28.05%	23
I don't know	31.71%	26
N/A	4.88%	4
Total		82

Q21 If yes, how do you currently access training? Select all that apply:

Answered: 38 Skipped: 68

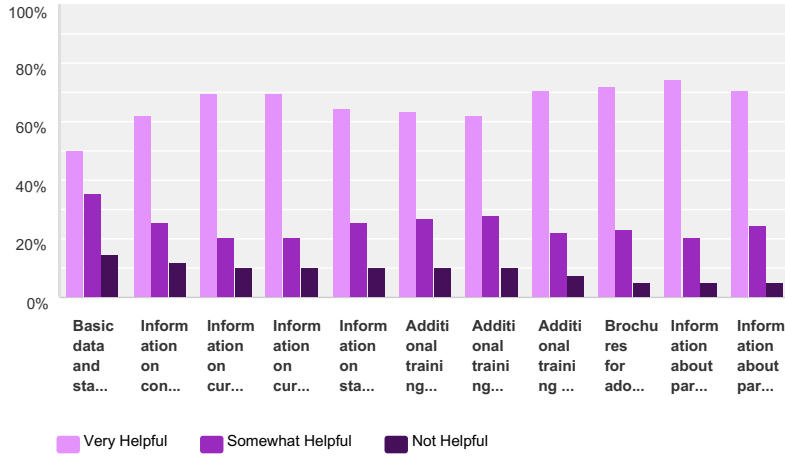


Answer Choices	Responses
Webinar	42.11% 16
Online course accessible 24/7	39.47% 15
Presentation or in-service at my work with colleagues with similar professions	39.47% 15
Presentation or in-service at my work with colleagues of other professions	28.95% 11
Presentation offered as part of a conference	60.53% 23
Practice coach familiar with community	0.00% 0
Full day conference on ways to serve adolescents regarding sexual health	31.58% 12
Other (please specify)	7.89% 3
Total Respondents: 38	

TEAM

Q22 How helpful would the following be in providing counseling to adolescents about sexual/reproductive health? (Select ONE response for each item):

Answered: 82 Skipped: 24

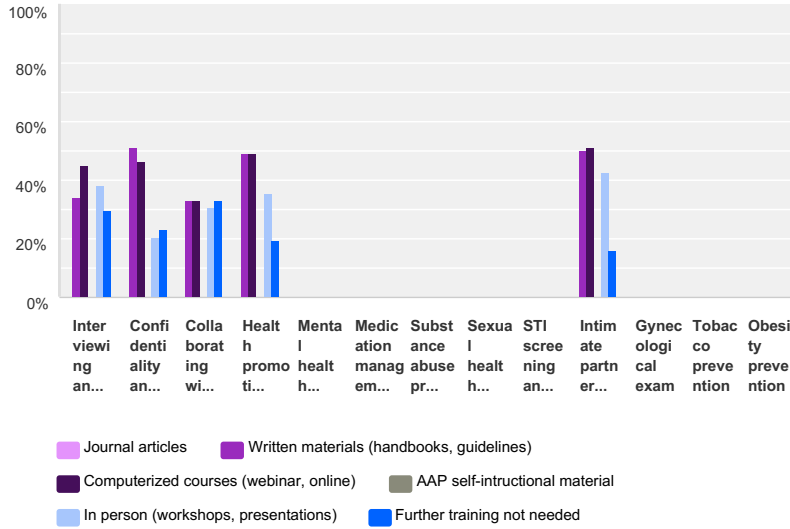


	Very Helpful	Somewhat Helpful	Not Helpful	Total	Weighted Average
Basic data and statistics on the incidence of sexual activity in teens, pregnancy rates, STIs and HIV among the adolescent population in your area	50.00% 41	35.37% 29	14.63% 12	82	1.65
Information on contraceptive options	62.20% 51	25.61% 21	12.20% 10	82	1.50
Information on current STI testing recommendations	69.51% 57	20.73% 17	9.76% 8	82	1.40
Information on current HIV testing recommendations	69.51% 57	20.73% 17	9.76% 8	82	1.40
Information on state confidentiality and/or consent laws	64.63% 53	25.61% 21	9.76% 8	82	1.45
Additional training specifically for HIV and STI counseling and testing	63.41% 52	26.83% 22	9.76% 8	82	1.46
Additional training specifically for discussing sexual/reproductive health and healthy relationships with adolescents	62.20% 51	28.05% 23	9.76% 8	82	1.48
Additional training on LGBTQ health	70.73% 58	21.95% 18	7.32% 6	82	1.37
Brochures for adolescents with up-to-date information about contraceptive options	71.95% 59	23.17% 19	4.88% 4	82	1.33
Information about partnering with community-based organizations or schools to provide sexual/reproductive health education	74.39% 61	20.73% 17	4.88% 4	82	1.30
Information about partnering with community-based organizations or schools to provide STI/HIV prevention programs and services	70.73% 58	24.39% 20	4.88% 4	82	1.34

TEAM

Q23 What subject areas and types of training would be most helpful for you in your work to provide general health care to adolescents? Select all that apply:

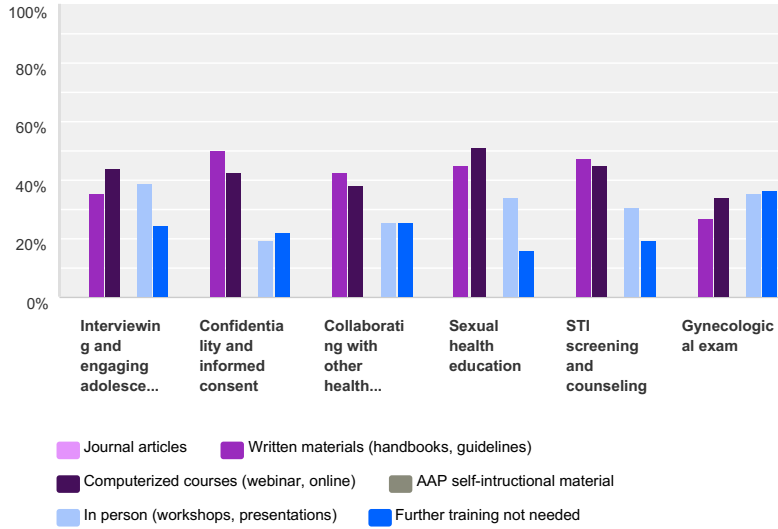
Answered: 82 Skipped: 24



	Journal articles	Written materials (handbooks, guidelines)	Computerized courses (webinar, online)	AAP self-instructional material	In person (workshops, presentations)	Further training not needed	Total Respondents
Interviewing and engaging adolescents	0.00% 0	34.15% 28	45.12% 37	0.00% 0	37.80% 31	29.27% 24	82
Confidentiality and informed consent	0.00% 0	51.22% 42	46.34% 38	0.00% 0	20.73% 17	23.17% 19	82
Collaborating with other health disciplines	0.00% 0	32.93% 27	32.93% 27	0.00% 0	30.49% 25	32.93% 27	82
Health promotion/ health education for adolescents	0.00% 0	48.78% 40	48.78% 40	0.00% 0	35.37% 29	19.51% 16	82
Mental health problem identification and brief counseling	0.00% 0	0.00% 0	0.00% 0	0.00% 0	0.00% 0	0.00% 0	0
Medication management for mental health disorders	0.00% 0	0.00% 0	0.00% 0	0.00% 0	0.00% 0	0.00% 0	0
Substance abuse problem identification and brief counseling	0.00% 0	0.00% 0	0.00% 0	0.00% 0	0.00% 0	0.00% 0	0
Sexual health education	0.00% 0	0.00% 0	0.00% 0	0.00% 0	0.00% 0	0.00% 0	0
STI screening and counseling	0.00% 0	0.00% 0	0.00% 0	0.00% 0	0.00% 0	0.00% 0	0
Intimate partner violence screening and counseling	0.00% 0	50.00% 41	51.22% 42	0.00% 0	42.68% 35	15.85% 13	82
Gynecological exam	0.00% 0	0.00% 0	0.00% 0	0.00% 0	0.00% 0	0.00% 0	0
Tobacco prevention	0.00% 0	0.00% 0	0.00% 0	0.00% 0	0.00% 0	0.00% 0	0
Obesity prevention	0.00% 0	0.00% 0	0.00% 0	0.00% 0	0.00% 0	0.00% 0	0

Q24 What subject areas and types of training would be most helpful for you in your work to provide sexual health care to adolescents? Select all that apply:

Answered: 82 Skipped: 24

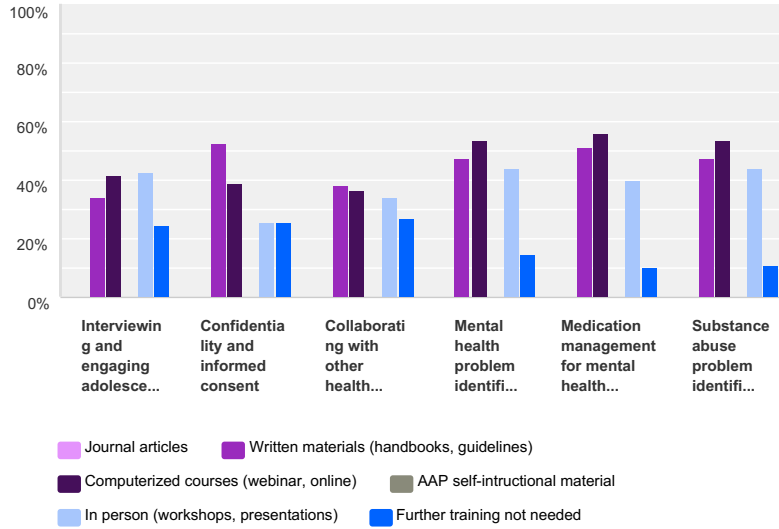


	Journal articles	Written materials (handbooks, guidelines)	Computerized courses (webinar, online)	AAP self-instructional material	In person (workshops, presentations)	Further training not needed	Total Respondents
Interviewing and engaging adolescents	0.00% 0	35.37% 29	43.90% 36	0.00% 0	39.02% 32	24.39% 20	82
Confidentiality and informed consent	0.00% 0	50.00% 41	42.68% 35	0.00% 0	19.51% 16	21.95% 18	82
Collaborating with other health disciplines	0.00% 0	42.68% 35	37.80% 31	0.00% 0	25.61% 21	25.61% 21	82
Sexual health education	0.00% 0	45.12% 37	51.22% 42	0.00% 0	34.15% 28	15.85% 13	82
STI screening and counseling	0.00% 0	47.56% 39	45.12% 37	0.00% 0	30.49% 25	19.51% 16	82
Gynecological exam	0.00% 0	26.83% 22	34.15% 28	0.00% 0	35.37% 29	36.59% 30	82

TEAM

Q25 What subject areas and types of training would be most helpful for you in your work to provide mental health care to adolescents? Select all that apply:

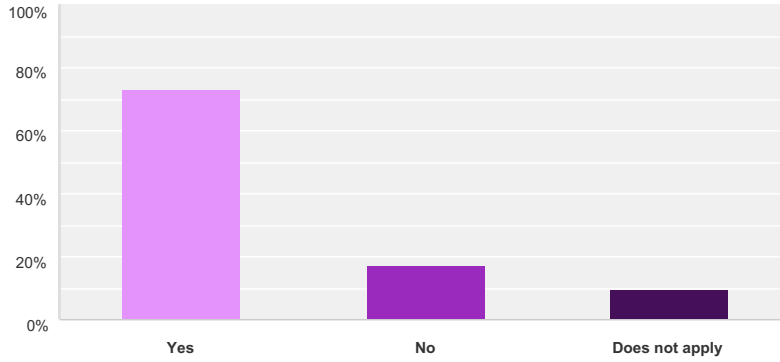
Answered: 82 Skipped: 24



	Journal articles	Written materials (handbooks, guidelines)	Computerized courses (webinar, online)	AAP self-instructional material	In person (workshops, presentations)	Further training not needed	Total Respondents
Interviewing and engaging adolescents	0.00% 0	34.15% 28	41.46% 34	0.00% 0	42.68% 35	24.39% 20	82
Confidentiality and informed consent	0.00% 0	52.44% 43	39.02% 32	0.00% 0	25.61% 21	25.61% 21	82
Collaborating with other health disciplines	0.00% 0	37.80% 31	36.59% 30	0.00% 0	34.15% 28	26.83% 22	82
Mental health problem identification and brief counseling	0.00% 0	47.56% 39	53.66% 44	0.00% 0	43.90% 36	14.63% 12	82
Medication management for mental health disorders	0.00% 0	51.22% 42	56.10% 46	0.00% 0	40.24% 33	9.76% 8	82
Substance abuse problem identification and brief counseling	0.00% 0	47.56% 39	53.66% 44	0.00% 0	43.90% 36	10.98% 9	82

Q26 Do you expect to receive continuing education units (CEU), professional development recognition, or continuing medical education (CME) for learning more information about the most effective ways to serve adolescents, especially regarding sexual health?

Answered: 82 Skipped: 24

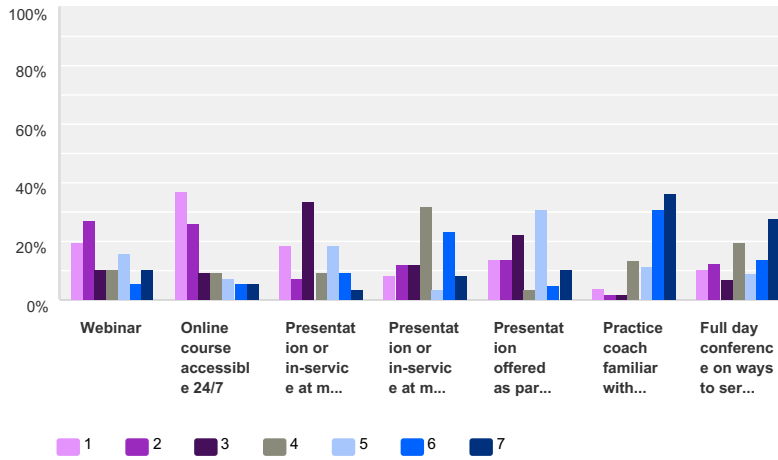


Answer Choices	Responses	
Yes	73.17%	60
No	17.07%	14
Does not apply	9.76%	8
Total		82

TEAM

Q27 If yes, what format(s) do you prefer? Please rate with 1 being most preferred and 7 being least preferred.

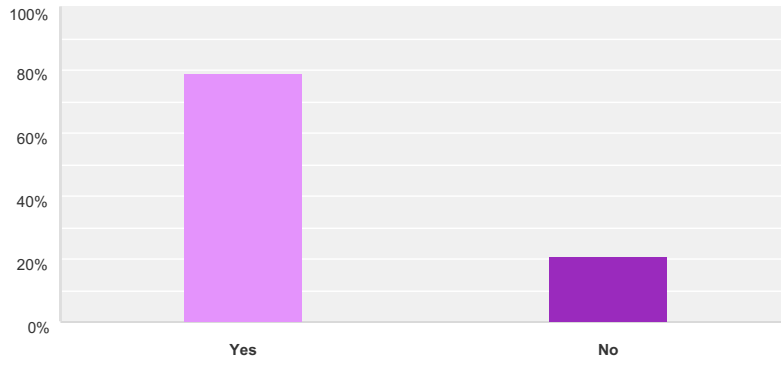
Answered: 64 Skipped: 42



	1	2	3	4	5	6	7	Total	Score
Webinar	19.64% 11	26.79% 15	10.71% 6	10.71% 6	16.07% 9	5.36% 3	10.71% 6	56	4.64
Online course accessible 24/7	37.04% 20	25.93% 14	9.26% 5	9.26% 5	7.41% 4	5.56% 3	5.56% 3	54	5.37
Presentation or in-service at my work with colleagues of similar professions	18.52% 10	7.41% 4	33.33% 18	9.26% 5	18.52% 10	9.26% 5	3.70% 2	54	4.56
Presentation or in-service at my work with colleagues of other professions	8.47% 5	11.86% 7	11.86% 7	32.20% 19	3.39% 2	23.73% 14	8.47% 5	59	3.85
Presentation offered as part of a conference	13.79% 8	13.79% 8	22.41% 13	3.45% 2	31.03% 18	5.17% 3	10.34% 6	58	4.19
Practice coach familiar with community	3.85% 2	1.92% 1	1.92% 1	13.46% 7	11.54% 6	30.77% 16	36.54% 19	52	2.35
Full day conference on ways to serve adolescents regarding sexual health	10.53% 6	12.28% 7	7.02% 4	19.30% 11	8.77% 5	14.04% 8	28.07% 16	57	3.42

Q28 Are you a medical provider?

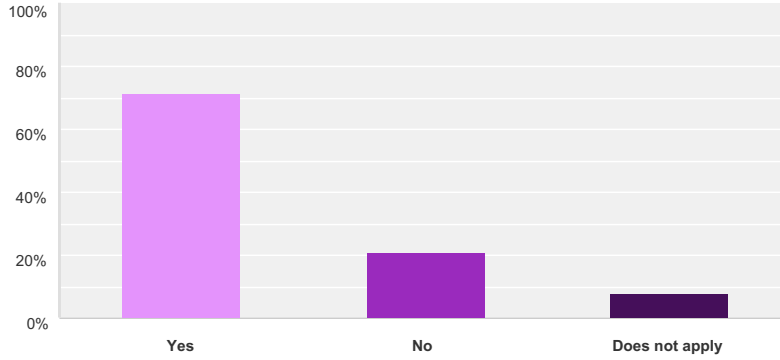
Answered: 82 Skipped: 24



Answer Choices	Responses	
Yes	79.27%	65
No	20.73%	17
Total		82

Q29 Would you be interested in participating in an activity that meets Board-approved Maintenance of Certification (MOC) requirements about the most effective ways to serve adolescents, especially regarding sexual health?

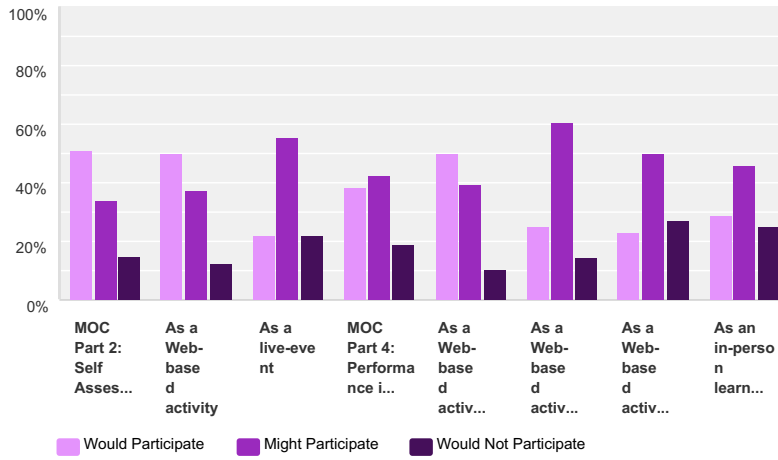
Answered: 62 Skipped: 44



Answer Choices	Responses	
Yes	70.97%	44
No	20.97%	13
Does not apply	8.06%	5
Total		62

Q30 If yes, what types of Board-approved MOC activities would you be interested participating in?

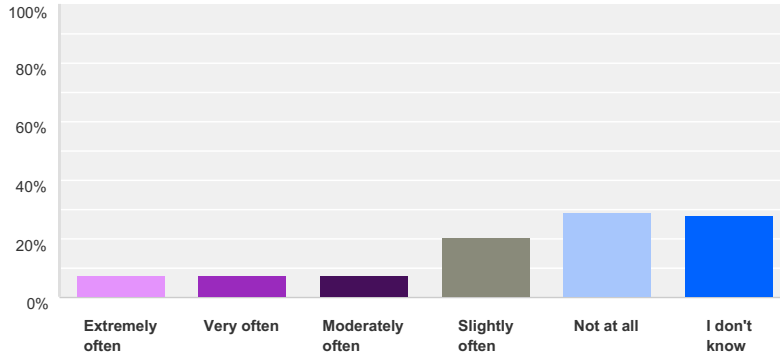
Answered: 48 Skipped: 58



	Would Participate	Might Participate	Would Not Participate	Total	Weighted Average
MOC Part 2: Self Assessment Exam (guided learning)	51.06% 24	34.04% 16	14.89% 7	47	1.64
As a Web-based activity	50.00% 24	37.50% 18	12.50% 6	48	1.63
As a live-event	22.22% 10	55.56% 25	22.22% 10	45	2.00
MOC Part 4: Performance in Practice (requires partaking in quality improvement and collecting and reporting de-identified patient record data)	38.30% 18	42.55% 20	19.15% 9	47	1.81
As a Web-based activity for a provider	50.00% 24	39.58% 19	10.42% 5	48	1.60
As a Web-based activity for a practice	25.00% 12	60.42% 29	14.58% 7	48	1.90
As a Web-based activity for a health system	22.92% 11	50.00% 24	27.08% 13	48	2.04
As an in-person learning collaborative	29.17% 14	45.83% 22	25.00% 12	48	1.96

Q31 How often does your organization use Facebook?

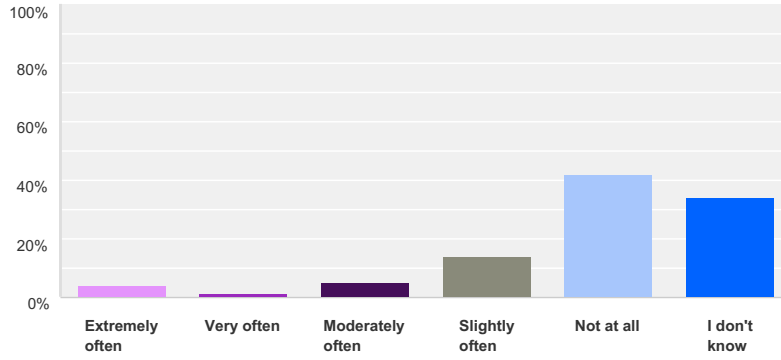
Answered: 79 Skipped: 27



Answer Choices	Responses	
Extremely often	7.59%	6
Very often	7.59%	6
Moderately often	7.59%	6
Slightly often	20.25%	16
Not at all	29.11%	23
I don't know	27.85%	22
Total		79

Q32 How often does your organization use Twitter?

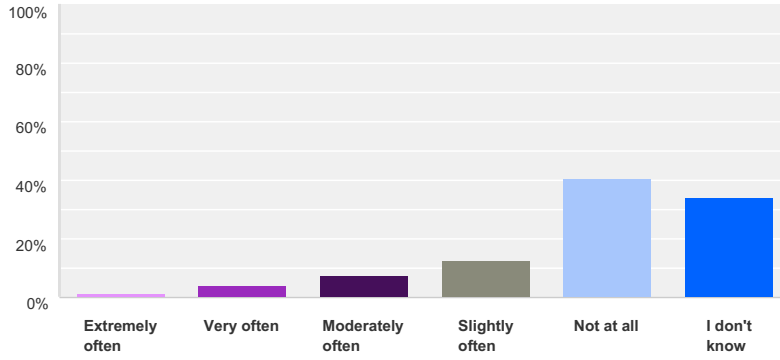
Answered: 79 Skipped: 27



Answer Choices	Responses
Extremely often	3.80% 3
Very often	1.27% 1
Moderately often	5.06% 4
Slightly often	13.92% 11
Not at all	41.77% 33
I don't know	34.18% 27
Total	79

Q33 How often does your organization use LinkedIn?

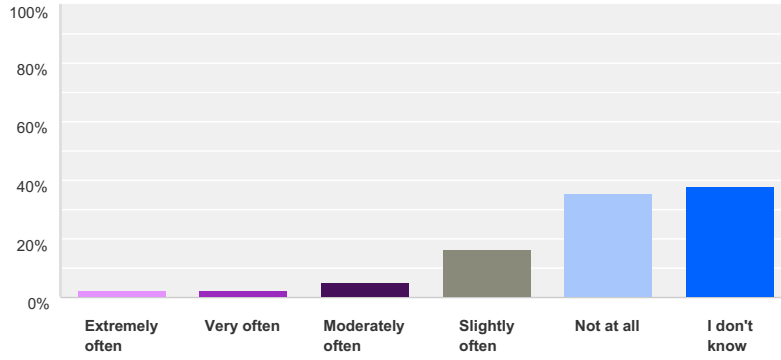
Answered: 79 Skipped: 27



Answer Choices	Responses
Extremely often	1.27% 1
Very often	3.80% 3
Moderately often	7.59% 6
Slightly often	12.66% 10
Not at all	40.51% 32
I don't know	34.18% 27
Total	79

Q34 How often does your organization use YouTube?

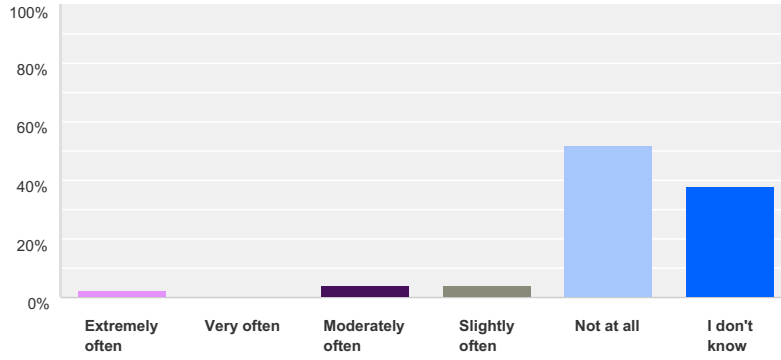
Answered: 79 Skipped: 27



Answer Choices	Responses	
Extremely often	2.53%	2
Very often	2.53%	2
Moderately often	5.06%	4
Slightly often	16.46%	13
Not at all	35.44%	28
I don't know	37.97%	30
Total		79

Q35 How often does your organization use Instagram?

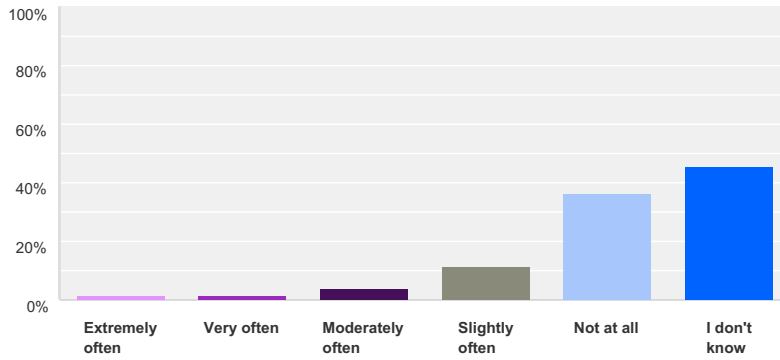
Answered: 79 Skipped: 27



Answer Choices	Responses	
Extremely often	2.53%	2
Very often	0.00%	0
Moderately often	3.80%	3
Slightly often	3.80%	3
Not at all	51.90%	41
I don't know	37.97%	30
Total		79

Q36 How often does your organization use other forms of social media that were not listed in the previous questions?

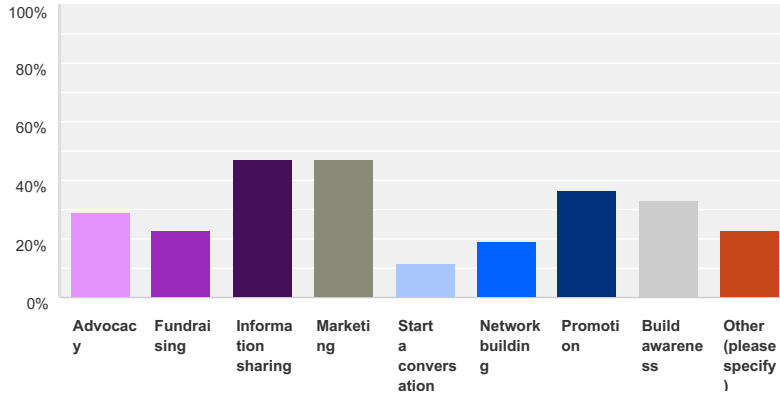
Answered: 79 Skipped: 27



Answer Choices	Responses	
Extremely often	1.27%	1
Very often	1.27%	1
Moderately often	3.80%	3
Slightly often	11.39%	9
Not at all	36.71%	29
I don't know	45.57%	36
Total		79

Q37 How does your organization use social media (Check all that apply):

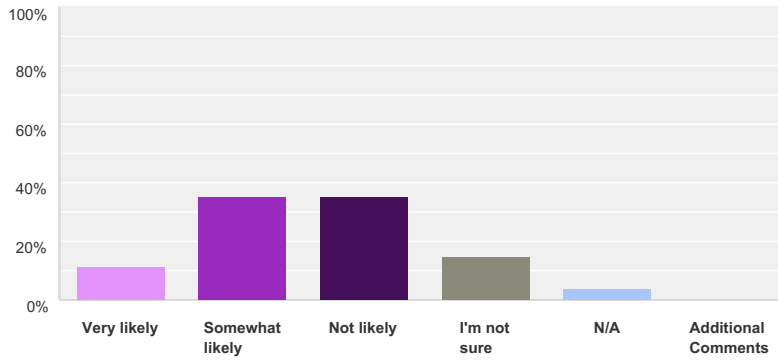
Answered: 79 Skipped: 27



Answer Choices	Responses
Advocacy	29.11% 23
Fundraising	22.78% 18
Information sharing	46.84% 37
Marketing	46.84% 37
Start a conversation	11.39% 9
Network building	18.99% 15
Promotion	36.71% 29
Build awareness	32.91% 26
Other (please specify)	22.78% 18
Total Respondents: 79	

Q38 In the context of your client base, how likely do you believe language to be a barrier for social media use?

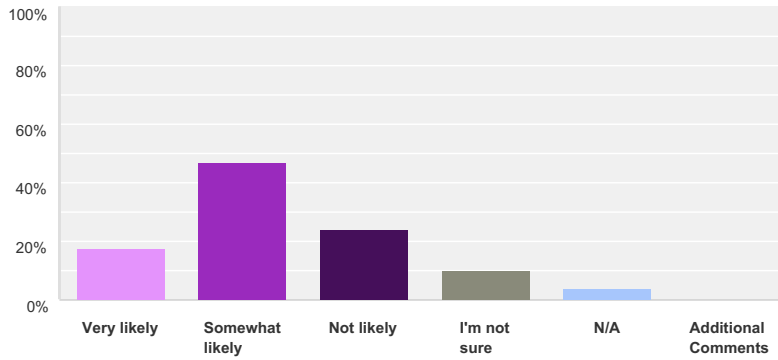
Answered: 79 Skipped: 27



Answer Choices	Responses	
Very likely	11.39%	9
Somewhat likely	35.44%	28
Not likely	35.44%	28
I'm not sure	15.19%	12
N/A	3.80%	3
Additional Comments	0.00%	0
Total Respondents: 79		

Q39 In the context of your client base, how likely do you believe low-literacy to be a barrier for social media use?

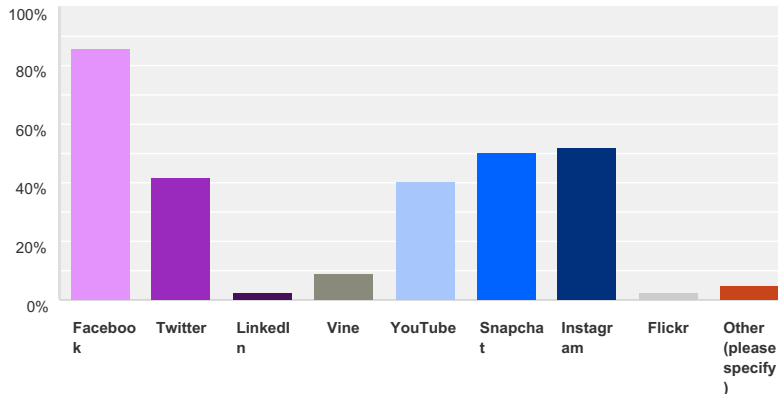
Answered: 79 Skipped: 27



Answer Choices	Responses	Count
Very likely	17.72%	14
Somewhat likely	46.84%	37
Not likely	24.05%	19
I'm not sure	10.13%	8
N/A	3.80%	3
Additional Comments	0.00%	0
Total Respondents: 79		

Q40 What type of social media do you think your patients use most frequently? (Check all that apply):

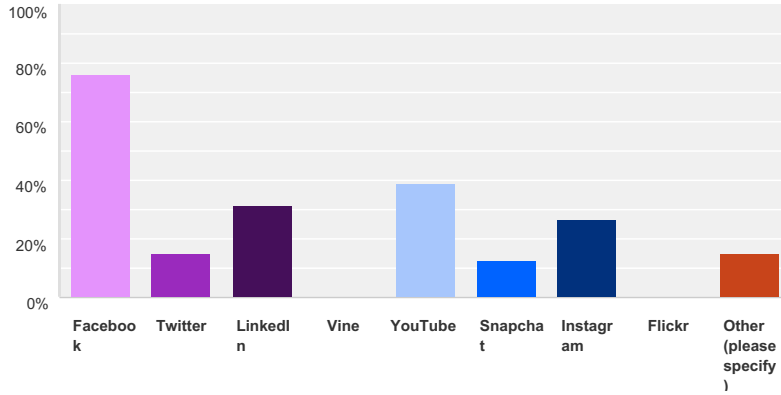
Answered: 79 Skipped: 27



Answer Choices	Responses	Count
Facebook	86.08%	68
Twitter	41.77%	33
LinkedIn	2.53%	2
Vine	8.86%	7
YouTube	40.51%	32
Snapchat	50.63%	40
Instagram	51.90%	41
Flickr	2.53%	2
Other (please specify)	5.06%	4
Total Respondents: 79		

Q41 What type of social media do you use personally? (Check all that apply):

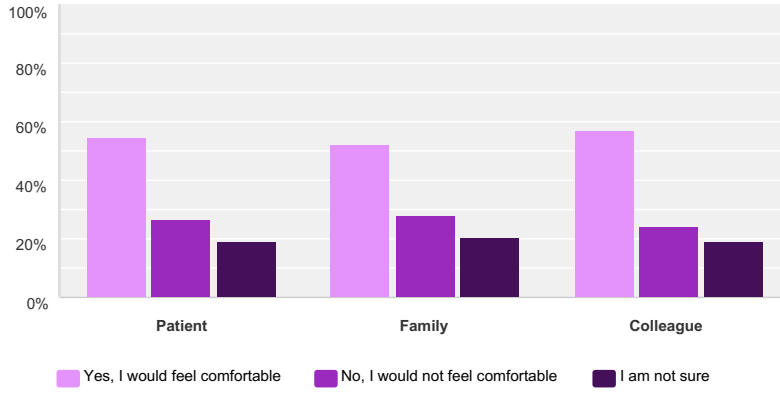
Answered: 79 Skipped: 27



Answer Choices	Responses	Count
Facebook	75.95%	60
Twitter	15.19%	12
LinkedIn	31.65%	25
Vine	0.00%	0
YouTube	39.24%	31
Snapchat	12.66%	10
Instagram	26.58%	21
Flickr	0.00%	0
Other (please specify)	15.19%	12
Total Respondents: 79		

Q42 Would you feel comfortable referring a patient, families, or colleague to social media for supplemental information and/or resources?

Answered: 79 Skipped: 27



	Yes, I would feel comfortable	No, I would not feel comfortable	I am not sure	Total	Weighted Average
Patient	54.43% 43	26.58% 21	18.99% 15	79	1.65
Family	51.90% 41	27.85% 22	20.25% 16	79	1.68
Colleague	56.96% 45	24.05% 19	18.99% 15	79	1.62

Q43 Please list any resources that you have found particularly helpful in aiding you to deliver effective adolescent sexual health information:

Answered: 33 Skipped: 73